

DR.AMBEDKAR COLLEGE,DEEKSHABHOOMI, NAGPUR

Department of Computer Application(BCA)

REPORT ON

“IT QUIZ COMPETITION”

Date:19th April 2023

Time : 1:00 PM–2:00 PM

Dr. Ambedkar College Deekshbhoomi, Nagpur.


Department of BCA


NOTICE

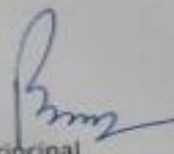
All the Students of BCA Sem 2, Sem 4 and Sem 6 are hereby informed that, the **IT QUIZ competition** will be held on **19th April 2023**.

So all are requested to Participate in the event.

Link for registration will be shared to your official group.


Coordinators
Mr. Vaibhav Bhagwat
Mr. Javed Shah


HOD
Dr. Prashant Yende


Principal
Dr. B. A. Mehere

REPORT

On 19 April 2023, the Department of Computer Application at Dr. Ambedkar College, Deekshabhoomi, Nagpur organized an IT quiz competition. The event was held at 1 pm and was held under the guidance of Dr. Prashant Yende, the Head of the Department of Computer Application. The coordinators for the program were Javed S Shah and Vaibhav P Bhagwat, while Shayon Kundu and Piyush Bhagwat provided technical support as student coordinators.

Participants and Rounds:

A total of 25 participants took part in the competition. Out of these, 13 were shortlisted based on the screening aptitude test. The first round consisted of a "fastest finger first" contest, which took place on the online platform Slido. The questions were related to IT. Nine students were shortlisted from this round and were entered into the next round. This round consisted of questions on coding, current trends in IT and technical aptitude. Finally, three students emerged as winners.

Winners:

Khushal Ingole, a student from Sem VI, won the first prize. The second runner up was Dev Mulkwar, also from Sem VI, while the third runner up was Rupal Maurya from Sem IV.

The coordinators Javed S Shah and Vaibhav P Bhagwat congratulated the winners and appreciated the efforts of all the participants.

Dr. Prashant p yende head of department also congrulated particapants and wished them best of luck.

The IT quiz competition was a success, thanks to the efforts of the coordinators and the participants. It provided an opportunity for the students to showcase their knowledge and skills in the field of IT.

GLIMPS OF "IT QUIZ COMPETITION"



Co-ordinators of IT QUIZ Competition
Asst. prof. Javed Shah and Asst. Prof Vaibhav
Bhagwat



Team behind success of IT Quiz competition

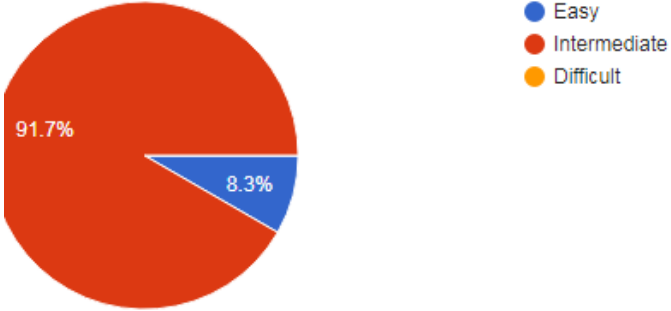
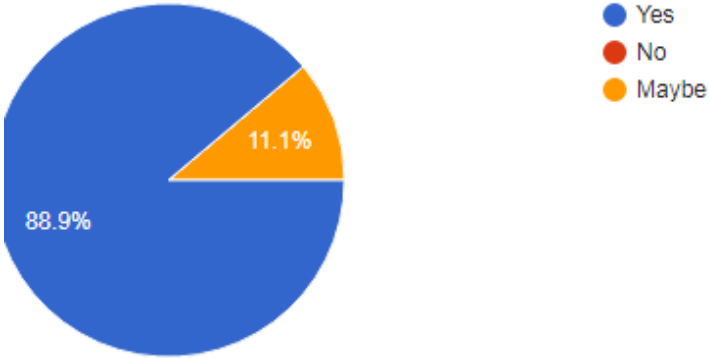


Students engaged in solving IT QUIZ questions



Faculty and coordinators with winners

Student Feedback Form Details

Questioned Asked	Result / Remark								
how do you rate difficulty of quiz	 <p>A pie chart illustrating the distribution of responses for the question 'how do you rate difficulty of quiz'. The chart is divided into three segments: a large red segment representing 'Intermediate' at 91.7%, a smaller blue segment representing 'Easy' at 8.3%, and a very thin yellow segment representing 'Difficult' at 0%. A legend to the right of the chart identifies the colors: blue for 'Easy', red for 'Intermediate', and yellow for 'Difficult'.</p> <table border="1"><thead><tr><th>Category</th><th>Percentage</th></tr></thead><tbody><tr><td>Easy</td><td>8.3%</td></tr><tr><td>Intermediate</td><td>91.7%</td></tr><tr><td>Difficult</td><td>0%</td></tr></tbody></table>	Category	Percentage	Easy	8.3%	Intermediate	91.7%	Difficult	0%
Category	Percentage								
Easy	8.3%								
Intermediate	91.7%								
Difficult	0%								
Did you find quiz helpful	 <p>A pie chart illustrating the distribution of responses for the question 'Did you find quiz helpful'. The chart is divided into three segments: a large blue segment representing 'Yes' at 88.9%, a smaller orange segment representing 'Maybe' at 11.1%, and a very thin red segment representing 'No' at 0%. A legend to the right of the chart identifies the colors: blue for 'Yes', red for 'No', and orange for 'Maybe'.</p> <table border="1"><thead><tr><th>Category</th><th>Percentage</th></tr></thead><tbody><tr><td>Yes</td><td>88.9%</td></tr><tr><td>No</td><td>0%</td></tr><tr><td>Maybe</td><td>11.1%</td></tr></tbody></table>	Category	Percentage	Yes	88.9%	No	0%	Maybe	11.1%
Category	Percentage								
Yes	88.9%								
No	0%								
Maybe	11.1%								

<p>3. which section of question you want more in IT Quiz</p>	<p>which section of question you want more in IT Quiz Copy</p> <p>9 responses</p> <table border="1"> <thead> <tr> <th>Section</th> <th>Percentage</th> </tr> </thead> <tbody> <tr> <td>Coding</td> <td>44.4%</td> </tr> <tr> <td>Artificial intelligence & Cloud computing</td> <td>33.3%</td> </tr> <tr> <td>Software Testing</td> <td>11.1%</td> </tr> <tr> <td>Computer fundamentals</td> <td>11.1%</td> </tr> </tbody> </table>	Section	Percentage	Coding	44.4%	Artificial intelligence & Cloud computing	33.3%	Software Testing	11.1%	Computer fundamentals	11.1%
Section	Percentage										
Coding	44.4%										
Artificial intelligence & Cloud computing	33.3%										
Software Testing	11.1%										
Computer fundamentals	11.1%										
<p>4. What is overall feedback about quiz(Explain in your own words)</p>	<p>Overall it was great experience... <input type="checkbox"/></p> <p>A quick and informal assessment of student knowlegde.</p> <p>Benifits</p> <p>-</p> <p>All good <input type="checkbox"/><input type="checkbox"/></p> <p>Good</p> <p>Quiz was educative enough. I think that it should include more questions about current IT trends and AI and machine learning.</p>										